

Index

Company Profile.....	1
Applications	2
Technical Support	3
Microphone Cartridges-1/2 Inch	4, 5
Microphone Cartridges-1/4 Inch	6
Preamplifiers	7
Microphone Sets	8,9
Sound Calibrators	10
Ear Simulators	11
Pinna	12
Mouth Simulators	13
Accessories	14

Company Profile

Established for over two decades, ZHENG TIAN TECHNOLOGY CO. LIMITED (Z-TECH) stands as a distinguished manufacturer specializing in professional acoustic transducers and their associated products.

Z-TECH prides itself on harnessing cutting-edge materials and processes in both the design and production phases. This commitment ensures that our transducers maintain a remarkable level of long-term stability, precision, and consistency. Our microphones find extensive utility across diverse sectors, including research, automotive, consumer electronics, aerospace, and various other industries.

In recent times, Z-TECH has broadened its product portfolio to electroacoustic testing solutions and sound level meters.

We take immense pride in furnishing our esteemed customers with acoustic products that are not only of the highest caliber but also exceptionally cost-effective. It is our privilege to serve as a provider of choice for superior acoustic solutions.



Automotive Parts Noise Testing

Ensuring acoustic excellence during the production of automotive parts is a pivotal measure to mitigate the emergence of Noise, Vibration, and Harshness (NVH) issues at their origin. Leveraging our accumulated testing experience and data, we offer valuable insights to steer the design and optimization of novel model components.

Z-TECH offers various microphone solutions tailored for diverse NVH testing scenarios, accommodating varying sound pressure levels (SPL).

Environmental Noise Monitoring

The imperative of environmental noise monitoring has gained substantial traction. Operational equipment often finds itself enduring prolonged outdoor usage, devoid of constant supervision.

Z-TECH's range of microphones, complemented by our outdoor protection kits, exhibits exceptional performance and unwavering stability in the realm of environmental noise detection. Our solutions are engineered to thrive in demanding outdoor conditions, ensuring reliable and accurate monitoring over extended periods.

Microphone Sound Field Characteristics

Free-field microphones are designed for capturing sound primarily emanating from a specific direction. The frequency response curve of these microphones is meticulously engineered to counterbalance the pressure variations at the diaphragm, stemming from interference and diffraction effects. Consequently, the measured sound pressure levels align with the acoustic levels present in the sound field, as if the microphone were absent.

Pressure-field microphones do not incorporate compensatory mechanisms for diaphragm pressure. Instead, they directly gauge the actual sound pressure level at the diaphragm. These microphones find utility in scenarios such as measuring sound pressure levels on surfaces (employing flush-mounted microphones) or within enclosed spaces (where the microphone is part of the cavity wall). Pressure microphones can be used as free-field microphones if they are oriented at right angles to the direction of sound propagation, but their effective frequency range is then reduced.

Random-response microphones have a flat frequency response in diffuse sound fields where sound arrives from all angles.

Z-TECH offers a comprehensive selection of microphone variants engineered for testing sound pressure levels (SPL) across an extensive array of applications.

Measurement Microphone Cartridges

ZT measurement microphone cartridges feature an exceptional titanium film structure, renowned for its unwavering stability and precision even amidst challenging environmental conditions. The assembly of these microphones is meticulously executed within a controlled clean-room environment. Each individual microphone cartridge undergoes rigorous aging tests as an integral part of the manufacturing process prior to departing the factory.







ZT's measurement microphone cartridges are offered in two sizes, namely 1/2 inch and 1/4 inch, catering to both free-field and pressure-field applications. These cartridges embrace a pre-polarized configuration, enhancing user convenience and rendering them particularly suitable for 'hand-held' applications such as sound level meters.

It's noteworthy that all ZT microphones adhere rigorously to the IEC 61672 Class 1 standard, assuring unparalleled quality and reliability.

Measurement Microphone Cartridges - 1/2 inch-Free Field & Pressure Field

	ZT-331	ZT-332	ZT-333	ZT-334	ZT-371	ZT-372
Picture						
Sound field type	Free field type	Pressure field type	Free field type	Pressure field type	Free field type	Pressure field type
Sensitivity (@ 250 Hz ± 2 dB)	40 mV/Pa	31.6 mV/Pa	50 mV/Pa	50 mV/Pa	12.5 mV/Pa	12.5 mV/Pa
Sensitivity (@ 250 Hz ± 2 dB)	-28 dB re 1V/Pa	-30 dB re 1V/Pa	-26 dB re 1V/Pa	-26 dB re 1V/Pa	-38 dB re 1V/Pa	-38 dB re 1V/Pa
Frequency response (±2 dB)	3.15Hz-16kHz	3.15Hz-10kHz	3.15Hz-20kHz	3.15Hz-10kHz	3.15Hz-40kHz	3.15Hz-20kHz
Polarization voltage	0V(pre-polarization)	0V(pre-polarization)	0V(pre-polarization)	0V(pre-polarization)	0V(pre-polarization)	0V(pre-polarization)
Typical capacitance	18pF	17pF	15pF	17pF	13pF	13pF
Upper limit of dynamic range (re. 20 uPa)	≥140dB(distortion < 3%)	≥140dB(distortion < 3%)	≥146dB(distortion < 3%)	≥146dB(distortion < 3%)	≥160dB(distortion < 3%)	≥160dB(distortion < 3%)
Lower limit of dynamic range (re. 20 uPa)	≤16dB(A)	≤16dB(A)	≤15dB(A)	≤15dB(A)	≤20dB(A)	≤20dB(A)
Range of operating temperature	-20°C -60°C	-20°C -60°C	-30°C -80°C	-30°C -80°C	-30°C -80°C	-30°C -80°C
Temperature coefficient (-10 °C to 50 °C)	0.012dB/°C	0.012dB/°C	0.012dB/°C	0.012dB/°C	0.005dB/°C	0.005dB/°C
Static pressure coefficient	-0.01dB/kPa	-0.01dB/kPa	-0.01dB/kPa	-0.01dB/kPa	-0.01dB/kPa	-0.01dB/kPa
Relative humidity range (without condensation)	0-90%RH	0-90%RH	0-90%RH	0-90%RH	0-90%RH	0-90%RH
Relative humidity coefficient	<0.1dB(0 - 90% RH without condensation)	<0.1dB(0 - 90% RH without condensation)	<0.1dB(0 - 90% RH without condensation)	<0.1dB(0 - 90% RH without condensation)	<0.1dB(0 - 90% RH without condensation)	<0.1dB(0 - 90% RH without condensation)
Pressure equalization method	Post-pressure equalization	Post-pressure equalization	Post-pressure equalization	Post-pressure equalization	Post-pressure equalization	Post-pressure equalization
IEC 61094-4 Designation	WS2F	WS2F	WS2F	WS2F	WS2F	WS2P
Height (with protective grid)	16.3mm	16.2mm	16.3mm	16.2mm	12.6mm	12.6mm
Diameter (including protective grid)	13.2mm	13.2mm	13.2mm	13.2mm	13.2mm	13.2mm
Height (without protective grid)	15.2mm	15mm	15.2mm	15mm	11.5mm	11.5mm
Diameter (without protective grid)	12.7mm	12.7mm	12.7mm	12.7mm	12.7mm	12.7mm
Preamplifier with thread	11.7mm-60UNS	11.7mm-60UNS	11.7mm-60UNS	11.7mm-60UNS	11.7mm-60UNS	11.7mm-60UNS
Protective grid thread	12.7mm-60UNS	12.7mm-60UNS	12.7mm-60UNS	12.7mm-60UNS	12.7mm-60UNS	12.7mm-60UNS

Measurement Microphone Cartridges - 1/4 inch-Free Field & Pressure Field

	ZT-341	ZT-342	ZT-343	ZT-344	ZT-351	ZT-352
Picture						
Sound field type	Free field type	Pressure field type	Free field type	Pressure field type	Free field type	Pressure field type
Sensitivity (@ 250 Hz ± 2 dB)	4 mV/Pa	1.6 mV/Pa	4 mV/Pa	0.56 mV/Pa	15.8 mV	15.8dBmV
Sensitivity (@ 250 Hz ± 2 dB)	-48 dB re 1V/Pa	-56 dB re 1V/Pa	-48 dB re 1V/Pa	- 65 dB re 1V/Pa	- 36 dB re 1 V/Pa	-36 dB re 1 V/Pa
Frequency response (±2 dB)	4Hz-40kHz	4Hz-70kHz	4Hz-90kHz	10Hz-20kHz	4Hz-40kHz	4Hz-20kHz
Polarization voltage	0V(pre-polarization)	0V(pre-polarization)	0V(pre-polarization)	0V(pre-polarization)	0V	0V
Typical capacitance	7pF	7pF	7pF	7pF	7 pF (250 Hz)	7 pF (250 Hz)
Upper limit of dynamic range (re. 20 uPa)	≥160dB(distortion < 3%)	≥170dB(distortion < 3%)	≥165dB(distortion < 3%)	≥175dB(distortion < 3%)	≥140dB(distortion < 3%)	≥140dB(distortion < 3%)
Lower limit of dynamic range (re. 20 uPa)	≤30dB(A)	≤30dB(A)	≤30dB(A)	≤60dB(A)	≤20dB(A)	≤20dB(A)
Range of operating temperature	-20°C -60°C	-20°C -60°C	-30°C -80°C	-30°C -80°C	-20°C -60°C	-20°C -60°C
Temperature coefficient (-10 °C to 50 °C)	0.01dB/°C	0.015dB/°C	0.01dB/°C	0.015dB/°C	0.015dB/°C	0.015dB/°C
Static pressure coefficient	-0.01dB/kPa	-0.01dB/kPa	-0.01dB/kPa	-0.01dB/kPa	-0.01dB/kPa	-0.01dB/kPa
Relative humidity range (without condensation)	0-90%RH	0-90%RH	0-90%RH	0-90%RH	0-90%RH	0-90%RH
Relative humidity coefficient	<0.1dB(0 - 90% RH without condensation)	<0.1dB(0 - 90% RH without condensation)	<0.1dB(0 - 90% RH without condensation)	<0.1dB(0 - 90% RH without condensation)	<0.1dB(0 - 90% RH without condensation)	<0.1dB(0 - 90% RH without condensation)
Pressure equalization method	Average side pressure	Average side pressure	Average side pressure	Average side pressure	Average side pressure	Average side pressure
IEC 61094-4 Designation	WS3F	WS3P	WS3F	WS3F	WS3F	WS3F
Height (with protective grid)	10.5mm	10.5mm	10.5mm	10.5mm	10.5mm	10.5mm
Diameter (including protective grid)	7mm	7mm	7mm	7mm	7mm	7mm
Height (without protective grid)	9mm	9mm	9mm	9mm	9mm	9mm
Diameter (without protective grid)	6.35mm	6.35mm	6.35mm	6.35mm	6.35mm	6.35mm

Microphone Preamplifiers

ZT's preamplifiers are engineered with the utilization of Constant Current Power technology, embodying a set of distinctive attributes. These attributes encompass high input impedance, low output impedance, low noise, wide frequency response range, and more. This amalgamation of features renders our preamplifiers exceptionally versatile and well-suited for diverse scenarios, including electro-acoustic testing systems and multi-channel noise analysis.

ZT's commitment to excellence ensures that our preamplifiers provide optimal performance, facilitating accurate and reliable signal amplification across a spectrum of applications.

	ZT-507	ZT-508	ZT-510	ZT-512	ZT-547
Picture					
Microphone Cartridge Size to Fit	1/2"	1/2"	1/2"	1/2"	1/4"
Frequency response range	20 Hz - 50 kHz (± 0.2 dB), 10 Hz - 100 kHz (± 0.5 dB)	20 Hz - 50 kHz (± 0.2 dB), 10 Hz - 100 kHz (± 0.5 dB)	20 Hz - 50 kHz (± 0.2 dB), 10 Hz - 100 kHz (± 0.5 dB)	20 Hz - 50 kHz (± 0.2 dB), 10 Hz - 100 kHz (± 0.5 dB)	10 Hz - 80 kHz (± 0.2 dB)
Input impedance	>10 G Ω / 0.5 pF	>10 G Ω / 0.5 pF	>10 G Ω / 0.5 pF	>2 G Ω / 0.5 pF	>2 G Ω / 0.5 pF
Output impedance	<20 Ω	<20 Ω	<20 Ω	<20 Ω	<20 Ω
Distortion factor (THD)	<0.1%	<0.1%	<0.1%	<0.1%	<0.1%
Max. output voltage	>5.0 Vrms (+24 V available)	>5.0 Vrms (+24 V available)	>5.0 Vrms (+24 V available)	>5.0 Vrms (+24 V available)	>5.0 Vrms
Power Supply Mode	IEPE (2 mA - 10 mA)	IEPE (2 mA - 10 mA)	IEPE (2 mA - 10 mA)	IEPE (2 mA - 10 mA)	IEPE (2 mA - 10 mA)
Noise (A-weighted)	<3 μ Vrms	<3 μ Vrms	<3 μ Vrms	<3 μ Vrms	<3 μ Vrms
Noise, linear (20 - 20 kHz)	<10 μ Vrms	<10 μ Vrms	<10 μ Vrms	<10 μ Vrms	<10 μ Vrms
Gain	-0.3dB	-0.3dB	-0.3dB	-0.3dB	0 dB
Port type	BNC	BNC	SMB	SMB	SMB
Applicable temperature range	-30 $^{\circ}$ C - +70 $^{\circ}$ C	-30 $^{\circ}$ C - +70 $^{\circ}$ C	-30 $^{\circ}$ C - +70 $^{\circ}$ C	-30 $^{\circ}$ C - +70 $^{\circ}$ C	-30 $^{\circ}$ C - +70 $^{\circ}$ C
Thread interface	11.7mm x 60UNS (M11.7x0.423mm)	11.7mm x 60UNS (M11.7x0.423mm)	11.7mm x 60UNS (M11.7x0.423mm)	11.7mm x 60UNS (M11.7x0.423mm)	5.7mmx60UNS (M5.7x0.423mm)
Diameter	12.7mm (1/2")	61mm	12.7mm (1/2")	12.7mm (1/2")	6.35mm (1/4")
Typical operating current	4 mA	4 mA	4 mA	4 mA	4 mA

Microphone Sets

Z-TECH offers a diversity of microphone sets tailored to various applications, catering to the unique needs of our customers. These microphone sets are equipped with BNC or SMB slots, facilitating seamless integration with a wide spectrum of professional measurement systems.

Our microphone sets feature ZT measurement microphone cartridges, renowned for their utilization of a top-tier titanium film structure. This structural design ensures unparalleled stability and accuracy, even when subjected to challenging environmental conditions. The meticulous assembly of these microphones takes place within a controlled clean-room environment, underscoring our dedication to precision. Prior to departure from the factory, each individual microphone cartridge undergoes rigorous aging tests to guarantee superior performance and longevity.

Z-TECH's commitment to delivering exceptional quality and reliability is evident in every facet of our microphone sets, making them an ideal choice for a myriad of applications.

Microphone Sets

	ZT-331-507 microphone set	ZT-333-507 microphone set	ZT-371-507 microphone set	ZT-341-547 microphone set	ZT-343-547 microphone set	ZT-351-547 microphone set	ZT-363 array microphone set
Picture							
Diameter	1/2 inch	1/2 inch	1/2 inch	1/4 inch	1/4 inch	1/4 inch	1/4 inch
Sound field type	Free field type	Free field type	Free field type	Free field type	Free field type	Free field type	Free field type
Sensitivity, mV/Pa (dBV/Pa)	40 mV (-28 dB) ± 2 dB	50 mV (-26 dB) ± 2 dB	12.5 mV (-38 dB) ± 2 dB	4mV±3dB / -48dBV/Pa±3dB	4mV±3dB / -48dBV/Pa±3dB	15.8mV±2dB / -36dBV/Pa±2dB	50mV (-26 dB) ± 2 dB
Frequency response range	3.15 Hz - 16 kHz (±2 dB)	10 Hz - 20 kHz (±2 dB)	10 Hz - 40 kHz (±2 dB)	4 Hz - 40 kHz (±2 dB)	10 Hz - 90 kHz (±2 dB)	4 Hz - 40 kHz (±2 dB)	20 Hz - 20 kHz (±2 dB)
Polarization voltage	0V	0V	0V	0V	0V	0V	0V
Dynamic range (based on 20 uPa)	16 - 138dB	16 - 138dB	20 - 150dB	30 - 160dB	30 - 160dB	20 - 140dB	30 - 126dB
Upper limit of dynamic range (based on 20 uPa)	≥138dB (250Hz, distortion < 3%)	≥138dB (250Hz, distortion < 3%)	≥150dB (250Hz, distortion < 3%)	≥160dB (250Hz, distortion < 3%)	≥160dB (250Hz, distortion < 3%)	≥140dB (250Hz, distortion < 3%)	≥126dB (250Hz, distortion < 3%)
Equivalent noise (based on 20 uPa)	≤16dBA (250Hz)	≤16dBA (250Hz)	≤20dBA (250Hz)	≤30dBA (250Hz)	≤30dBA (250Hz)	≤20dBA (250Hz)	≤30dBA (250Hz)
Range of operating temperature	-20°C ~ +60°C	-30°C ~ +70°C	-30°C ~ +70°C	-20°C ~ +60°C	-30°C ~ +70°C	-20°C ~ +60°C	-10°C ~ +50°C
Temperature coefficient	0.012dB/°C (-10°C ~ +50°C, 250Hz)	0.012dB/°C (-10°C ~ +50°C, 250Hz)	0.005dB/°C (-10°C ~ +50°C, 250Hz)	0.012dB/°C (-10°C ~ +50°C, 250Hz)	0.01dB/°C (-10°C ~ +50°C, 250Hz)	0.015dB/°C (-10°C ~ +50°C, 250Hz)	0.01dB/°C (-10°C ~ +50°C, 250Hz)
Static pressure coefficient	-0.01dB/kPa	-0.01dB/kPa	-0.01dB/kPa	-0.01dB/kPa	-0.01dB/kPa	-0.01dB/kPa	-0.01dB/kPa
Relative humidity range	0 ~ 90% (without condensation)	0 ~ 90% (without condensation)	0 ~ 90% (without condensation)	0 ~ 90% (without condensation)	0 ~ 90% (without condensation)	0 ~ 90% (without condensation)	0 ~ 90% (without condensation)
Relative humidity coefficient	<0.1dB (0 - 90% without condensation)	<0.1dB (0 - 90% without condensation)	<0.1dB (0 - 90% without condensation)	<0.1dB (0 - 90% without condensation)	<0.1dB (0 - 90% without condensation)	<0.1dB (0 - 90% without condensation)	<0.1dB (0 - 90% without condensation)
Pressure equalization method	Post-pressure equalization	Post-pressure equalization	Post-pressure equalization	Post-pressure equalization	Post-pressure equalization	Post-pressure equalization	Post-pressure equalization
Input impedance	>10GΩ/0.5pF	>10GΩ/0.5pF	>10GΩ/0.5pF	>2GΩ/50pF	>2GΩ/50pF	>2GΩ/50pF	>10GΩ/0.5pF
Output impedance	<20Ω, <0.1%	<20Ω, <0.1%	<20Ω, <0.1%	<20Ω	<20Ω	<20Ω	<20Ω, <0.1%
Power supply	IEPE (2mA - 10mA)	IEPE (2mA - 10mA)	IEPE (2mA - 10mA)	IEPE (2mA - 10mA)	IEPE (2mA - 10mA)	IEPE (2mA - 10mA)	IEPE (2mA - 10mA)
Rated operational current	4mA	4mA	4mA	4mA	4mA	4mA	4mA
Noise (A-weighted)	<3μVrms	<3μVrms	<3μVrms	<3μVrms	<3μVrms	<3μVrms	<3μVrms
Linearity (20 - 20 KHz)	<10μVrms	<10μVrms	<10μVrms	<10μVrms	<10μVrms	<10μVrms	<10μVrms
Gain	-0.7dB	-0.7dB	-0.7dB	-1.2dB	-1.2dB	-1.2dB	-0.7dB
Connector	BNC port	BNC port	BNC port	SMB port	SMB port	SMB port	SMB port

Sound Calibrators

ZT's sound calibrators serve as ideal tools for sound pressure calibration across microphones, sound level meters, and other electroacoustic testing devices. These calibrators are distinguished by their exceptional stability, compact size, and lightweight design. Powered by batteries, ZT sound calibrators operate at a frequency of 1000 Hz.



Our sound calibrators adhere rigorously to industry standards, including IEC 60942-2003, ANSI S1.40-1984, and GB/T 15173.

ZT offers two models:

ZT-620: Featuring a sound level of 94 dB.

ZT-621: Designed with sound levels of both 94 dB and 114 dB.


These sound calibrators exemplify ZT's commitment to precision and compliance, making them indispensable tools for ensuring accurate sound measurement equipment performance.


	ZT-620 Sound Calibrator	ZT-621 Sound Calibrator
Picture		
Sound Pressure Level	94dB±0.2dB	94dB±0.2dB / 114dB±0.3dB
Accuracy	Class 1	
Standard	IEC 60942-2003, ANSI S1.40-1984, & GB/T 15173	
Frequency	1000Hz ±1%	
Harmonic Distortion	≤2%	
Power	9V 6F22	
Operation Temperature	0°C ~ 40°C	
Operation Humidity	≤80% (40°C)	
Size	φ41×102 mm	
Weight	250g	

Ear Simulators-Couplers

An ear simulator-coupler is an instrument designed to replicate the physical attributes of the human ear. Comprising a microphone and an acoustic network that mirrors the acoustic properties of the human external ear, this device serves a pivotal role in quantitatively and qualitatively assessing the capabilities of headphone equipment.

By emulating the intricacies of the human auditory system, including its external ear characteristics, the ear simulator-coupler provides a standardized platform for evaluating the performance of headphones. This includes measurements of sound quality, frequency response, isolation, and other relevant factors. As a result, manufacturers, researchers, and audiophiles can glean valuable insights into how headphones perform under various conditions, leading to improved designs and enhanced user experiences.

ZT-711 Ear Simulator / Coupled Cavity	
Picture	
Applicable Standards	IEC 60318-4 (IEC60711) ; ITU-T Rec. P.57 Type 2
Frequency range	20Hz~16kHz (for coupled cavity)
Height	23mm (excluding microphone)
Diameter	23.77mm
Weight	45g (excluding microphone)
Optional Items	
Microphone	ZT-372/332
Preamplifier	ZT-508 (IEPE, BNC)

ZT-318 Ear Simulator / Coupled Cavity	
Picture	
Applicable Standards	IEC 60318-1 ITU-T Rec. P.57 Type 1
Height	32mm (including adapter to be connected)
Diameter	60mm
Weight	208g (including adapter to be connected)
Optional Items	
Microphone	ZT-372/332
Preamplifier	ZT-508 (IEPE, BNC)

ZY-319 Ear Simulator / Coupled Cavity	
Picture	
Applicable Standards	IEC 60318-5
Frequency Response (FR)	125Hz~8kHz
Sensitivity ±2 dB	12.5mV/Pa
Sensitivity ±2 dB	-38dB re 1V/Pa
Polarization voltage	0V(pre-polarization)
Upper limit of dynamic range (re 20 uPa)	160dB
Lower limit of dynamic range (re 20uPa)	20dB(A)
Operating temperature	-30°C ~80°C
Temperature coefficient (-10 °C - 50 °C)	0.005dB/°C
Relative humidity range	0~90% (without condensation)
Power Supply of Preamplifier	IEPE(2~10mA)
Connection Mode of Preamplifier	SMB coaxial plug
Optional Items	
Microphone	ZT-372/332
Preamplifier	ZT-510 (IEPE, SMB)

Pinnas for Ear Simulators

A "Pinna" for an Ear Simulator refers to a specialized component designed to replicate the external ear's physical characteristics. It plays a crucial role in the precise testing of communication devices, particularly for telephone calls. The primary objective is to measure the authentic response of a telephone call through accurate emulation.

ZT-728 High-Leak Pinna for Ear Simulator:

This specific pinna is engineered to simulate the typical human ear loss experienced when a telephone handset is positioned far away from the ear (high leakage scenario). It is intended for use in conjunction with the ear simulator (ZT-727) and preamplifier, in alignment with the guidelines outlined in IEC 60318-4. By replicating these conditions, it enables accurate measurement and evaluation of sound quality in such scenarios.

ZT-729 Low-Leak Pinna for Ear Simulator:

In contrast, the ZT-729 pinna is designed to simulate the average human ear loss during instances where the handset is placed in close proximity to the ear (low leakage scenario). Similar to its counterpart, it should be employed alongside the ear simulator (ZT-727) and preamplifier, following the specifications of IEC 60318-4. This configuration ensures reliable assessments of sound quality in scenarios that involve closer proximity to the ear.

Both of these specialized pinnas enhance the capabilities of the ear simulator system, allowing for accurate testing and analysis of audio equipment performance, specifically related to telephone calls, under varying conditions.

	ZT-713 Low-Leak Pinna for Ear Simulator	ZT-712 Low-Leak Pinna for Ear Simulator
Picture		
Standard	IEC 60318-4	IEC 60318-4
Ear simulator	ZT-711	ZT-711
Preamplifier	ZT-508 (IEPE, BNC)	ZT-508 (IEPE, BNC)

Mouth Simulators

The ZT Mouth Simulator stands as a tool designed to replicate the sound source characteristics in the proximity of the human mouth. Specifically tailored for testing acoustic parameters, this simulator serves a crucial role in evaluating telephone microphones and microphones utilized in voice communication.

By emulating the sound field near the mouth, the ZT Mouth Simulator provides a standardized platform for assessing the performance of microphones under conditions akin to real-world voice communication scenarios. This includes measuring parameters such as frequency response, sensitivity, and other acoustic attributes that are essential for accurate voice reproduction.

Whether for quality assurance in telephone communication devices or enhancing the performance of microphones used in voice communication, the ZT Mouth Simulator ensures reliable and consistent results, contributing to the optimization of audio equipment and communication systems.

	ZT-602	ZT-609
Picture		
Standard	IEEE 269, IEEE 661; ITU-T P51	IEEE 269, IEEE 661; ITU-T P51
Min. continuous output SPL	200 Hz - 10 kHz: 110 dB (@ 25mm MRP) 100 Hz - 10 kHz: 100 dB (@ 25mm MRP)	200 Hz - 10 kHz: 110 dB (@ 25mm MRP) 100 Hz - 10 kHz: 100 dB (@ 25mm MRP)
Frequency response curve	Output sound pressure after compensation: 94 dB ±1 dB (100 Hz - 10 kHz)	Output sound pressure after compensation: 94 dB ±1 dB (100 Hz - 10 kHz)
Impedance	4Ω	4Ω
Max. continuous power	10W	20W
Max. instantaneous power	50W (1s)	100W (1s)
Sound aperture	Ø20mm	Ø20mm
Lip ring	O.D.: Ø 51 mm, Height:25 mm	O.D.: Ø 45 mm, Height: 25 mm
Diameter	Ø100mm	Ø104mm
Height	88mm	94mm
Net weight	1.30kg	1.32kg
Interface	BNC	BNC

Accessories

Z-TECH offers a comprehensive range of acoustic testing accessories, meticulously designed to complement your measurement setups and enhance testing capabilities. Our accessory lineup includes:

Custom-Length BNC/SMB Cables

At Z-TECH, we understand the importance of adaptable solutions. Our custom-length BNC and SMB cables stand as a testament to our dedication to providing the tools you need for seamless and efficient acoustic testing.



Sphere Wind Screens for Microphones

Introducing our Sphere Wind Screens, available in diameters of 50mm and 90mm, meticulously designed to cater to the needs of 1/2 inch or 1/4 inch microphones. These wind screens offer a comprehensive solution to mitigate external interference and disturbances, ensuring accurate and reliable measurements in various environments.



By offering these thoughtfully designed accessories, Z-TECH aims to empower our customers with the tools necessary to optimize their acoustic testing processes and achieve superior results.

Z-TECH

ZHENG TIAN TECHNOLOGY CO. LIMITED (Z-TECH)

Nanxincang Tower A, A22 Dongsishitiao,
Dongcheng District, Beijing, 100007, China
E-mail: sales@ztechhk.com